



<https://polydevs3d.com>



PolyDevs

Professional Data Preparation
Software for 3D Printing

Polydevs takes data preparation software for Additive Manufacturing to a new level of performance based cost effectiveness.

Prepare your 3D CAD model with an intuitive user interface, user-friendly workflow, and easy operation. Polydevs powerful functionality speeds up your model preparation for printing with superior quality, efficiency and reliability.

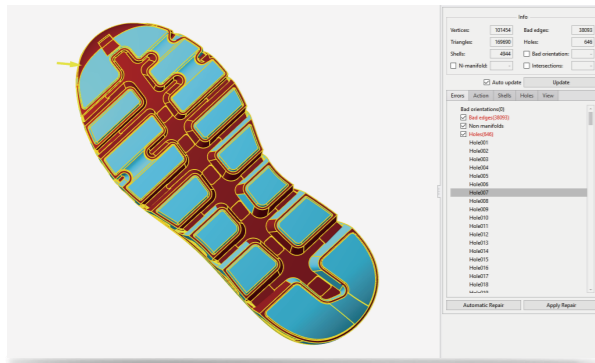
UnionTech
Create your imagination

Shanghai Union Technology Corporation
Room 102, Unit 40, 258 Xinzhuang Rd, Shanghai, 201612, China
enquiry@uniontech3d.cn
Visit us online at www.uniontech3d.com

Union Tech, Inc.
100 Illinois St., Suite 200, St. Charles, Illinois, 60177, USA
info@uniontech3d.com

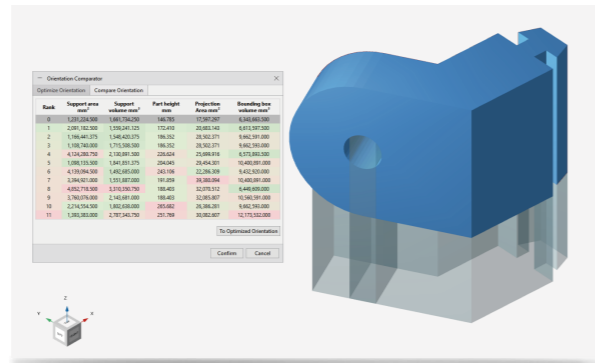
UnionTech GmbH
Friedrich-Ebert Anlage 36, Frankfurt, Hessen, 60325, Germany
info@uniontech3d.com

UnionTech
Create your imagination



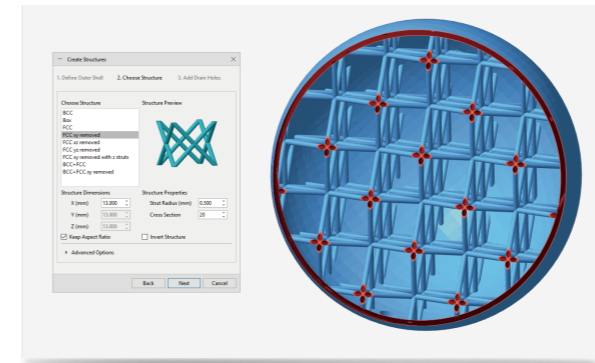
File Repair

Create water-tight data for 3D printing: identify part errors, and repair files automatically, semi-automatically or manually.



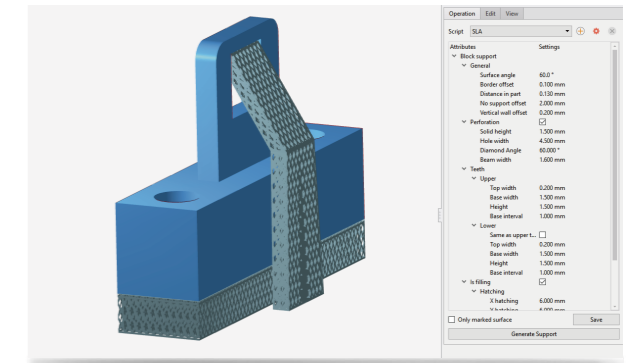
Orientation

Find the optimal orientation to automatically place parts for your build based upon spacing, volume, base area, print time, support area, support volume and bounding box volume.



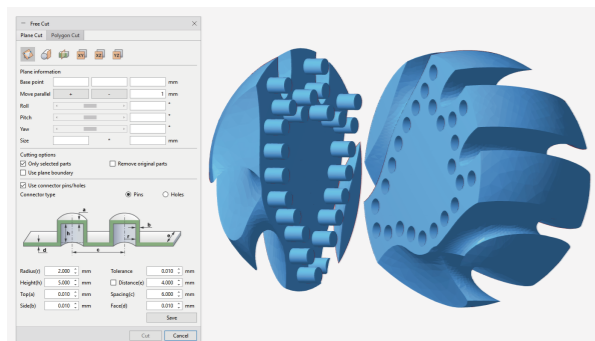
Lattice Structure

Hollow a part and fill it with a lightweight structure, then add holes to remove the excess powder/resin, help you reduce the weight and material usage in your designs.



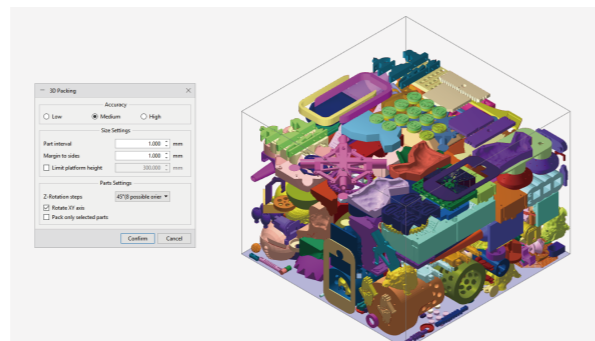
Support Generation

Easily identify critical support areas, reduce data preparation time with semi-automatic support generation, and create proper support structures for different types of geometry.




Free Cut

Cut with advanced cutting lines: define the cutting directions by 3 points plane, tangent plane, vertical plane, XY plane, XZ plane, YZ plane, polygon, circle, rectangle and section.



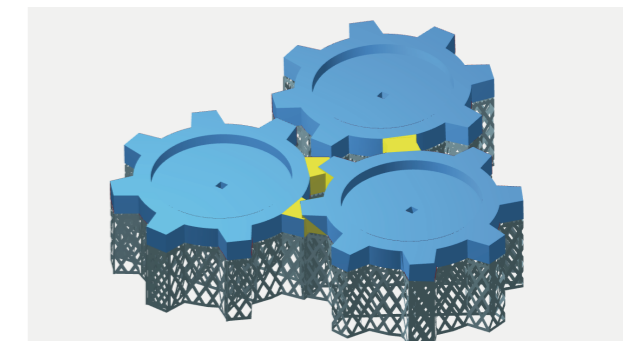
3D Packing

Nest parts automatically and quickly for your platform, control the height and density, avoid interlocking and colliding parts, protect small and fragile parts.



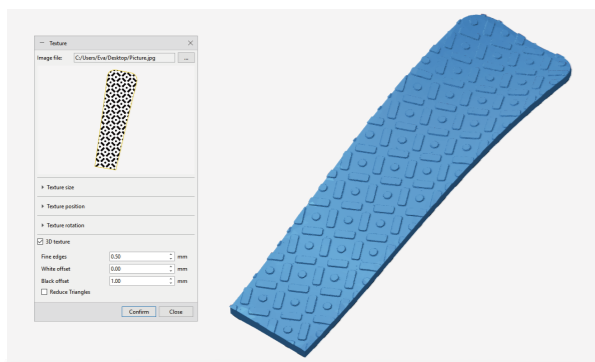
Smart Support

Automated support generation, needle-thin contact points to make support removal easier and leading to a better surface quality for your part, reduce time and materials consumption.




Collision Detection

Check for collision between intersecting triangles or with an indicated clearance between different parts.



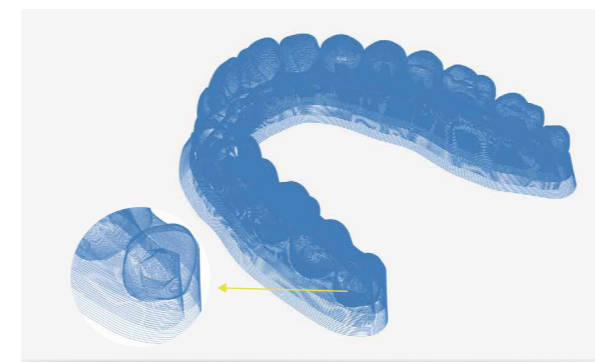
Texture

Easily add 2D or 3D textures on marked areas, and edit for texture size, position and rotation, or change texture image to suit your needs.



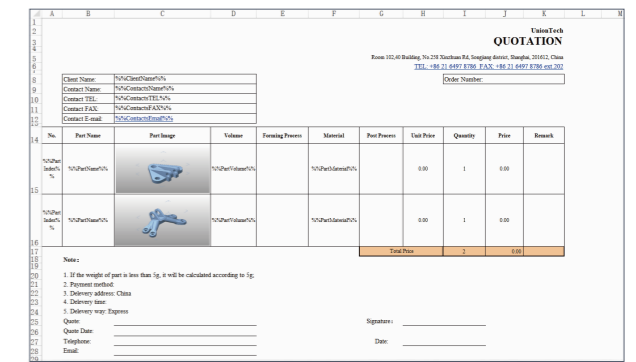
Wall Thickness Analysis

Predict where problems can occur during building and ensure all features of the part are of adequate thickness: detect small details, thin/thick walls.



Slice

Slice parts with any layer size, and you can set different layer size in different area of parts for adaptive slicing, and visualize the contours of each slice conveniently.



Quotation

Create templates related your company with Excel, and easily embed parameters of parts, customize materials and costing parameters to generate instant quotes.